CLAROFLEX®
Slide

CLAROFLEX

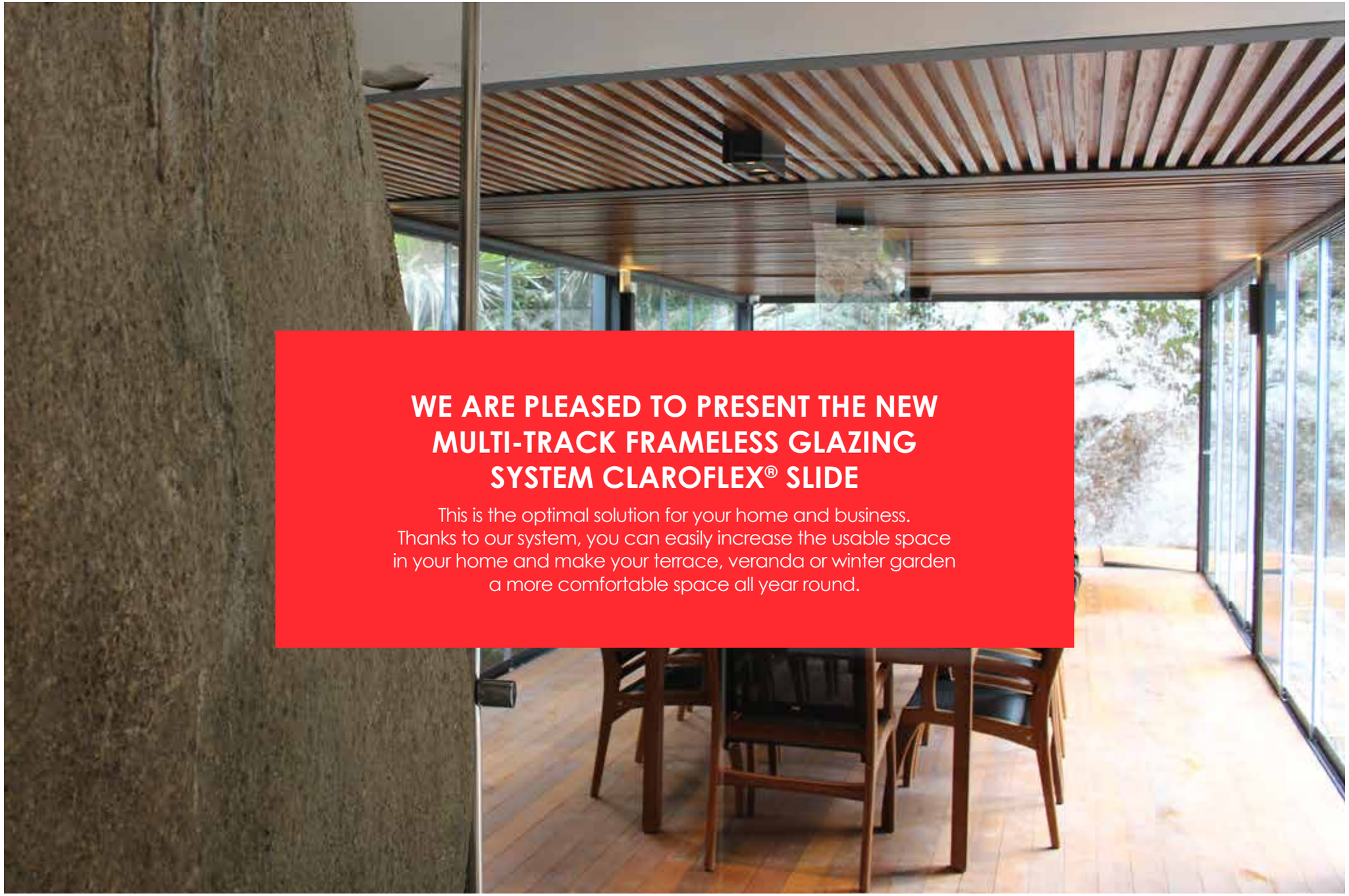

WE ARE PLEASED TO PRESENT THE NEW MULTI-TRACK FRAMELESS GLAZING SYSTEM CLAROFLEX® SLIDE

This is the optimal solution for your home and business. Thanks to our system, you can easily increase the usable space in your home and make your terrace, veranda or winter garden a more comfortable space all year round.

WE MANUFACTURE THE SYSTEM IN EUROPE, AS HAVING HIGH QUALITY PRODUCTS WITH A LONG LIFE SPAN IS EXTREMELY IMPORTANT FOR US.

All components are manufactured in EU and have passed the necessary tests, obtaining the correspondent certifications.

CONTRARY TO OTHER MANUFACTURERS, THE PANELS WEIGHT DOES NOT HANG FROM THE CEILING BECAUSE WE WANT THE SYSTEM TO BE THE SAFEST POSSIBLE FOR YOU AND YOUR FAMILY.

Our bottom-weighted system is more steady while in use and it is more resistant to wind gusts.

YOU HAVE THE OPTION TO USE AN UNLIMITED NUMBER OF EXTENSION TRACKS SO YOU CAN ALWAYS CHOOSE THE NUMBER OF PANELS AND THEIR POSITION IN THE OPENING.

The installation of additional rails and panels allows for countless system configurations.



OUR BOTTOM TRACK IS ONE OF THE LOWEST ON THE MARKET, WHICH ALLOWS FOR COMFORTABLE USE AND PASSAGE OVER THE SYSTEM.

The bottom track is only 17 mm high for exterior glazing and 9,8 mm for interiors and both can be completely embedded in the floor.

WE USE ONLY HIGH QUALITY ROLLERS TO ENSURE THAT THE PANELS SLIDE EASILY IN THE OPENING THROUGHOUT THE LIFE OF THE SYSTEM.

The rollers fitted under each panel can withstand panels of up to 150 kg.

OUR SYSTEM REQUIRES NO ADDITIONAL MAINTENANCE AND EASILY ADAPTS TO YOUR OPENING.

The design of the top track allows the system for self-adjustment, which helps to expand the range of decorative building materials at the design stage of your terrace, pergola or winter garden.

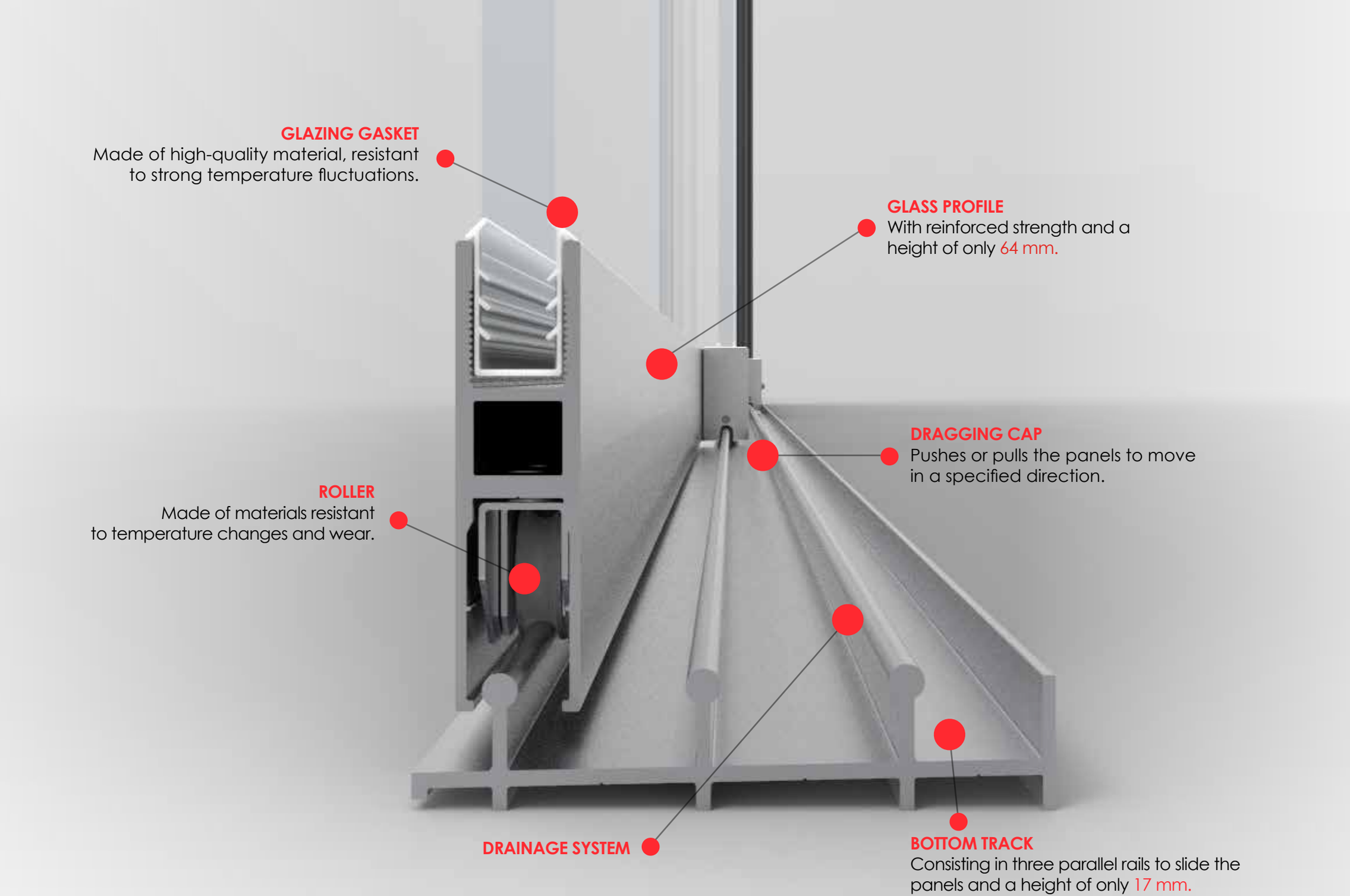
GLAZING GASKET
Made of high-quality material, resistant to strong temperature fluctuations.
GLASS PROFILE
With reinforced strength and a height of only 64 mm.
DRAGGING CAP
Pushes or pulls the panels to move in a specified direction.
ROLLER
Made of materials resistant to temperature changes and wear.
DRAINAGE SYSTEM
BOTTOM TRACK
Consisting in three parallel rails to slide the panels and a height of only 17 mm.

DESCRIPTION OF THE CLAROFLEX® SLIDE SYSTEM



SYSTEM HEIGHT:

Maximum system height with 8 mm glass - 2700 mm.

Maximum system height with 10 mm glass - 3300 mm.

Maximum system height with 12 mm glass - 3300 mm.

PANEL WIDTH:

Minimum width of the panels is 335 mm.
The maximum width of the panels depends on the total panel weight.

Maximum weight per panel is 150 kg.

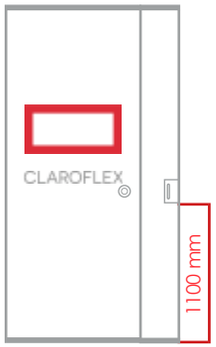

INSTALLATION OF DOOR HARDWARE:

Security locks and flush handles are installed at a height of 1100 mm.
There is no limit to the maximum number of panels if top and bottom extension profiles are used.

There is no limit to the maximum number of panels if upper and lower extension profiles are used.

WHEN USING DIFFERENT ITEMS THE WIDTH OF THE DOOR PANEL IS ADJUSTED DEPENDING ON THE TYPE OF LOCK USED:

- Flush handles - no need to enlarge the width of the panel.
- Standard lock (CRD016) - the door is enlarged by 110 mm.
- Premium lock (CRD062) – the door widens by 110 mm.
- Locks from other manufacturers – Any calculation of panel enlargement is made individually.

THE NUMBER OF RAILS CAN BE EASILY INCREASED BY MEANS OF INDIVIDUAL ADDITIONAL TRACKS.

Top track with an additional extension.



Top track with two extensions.

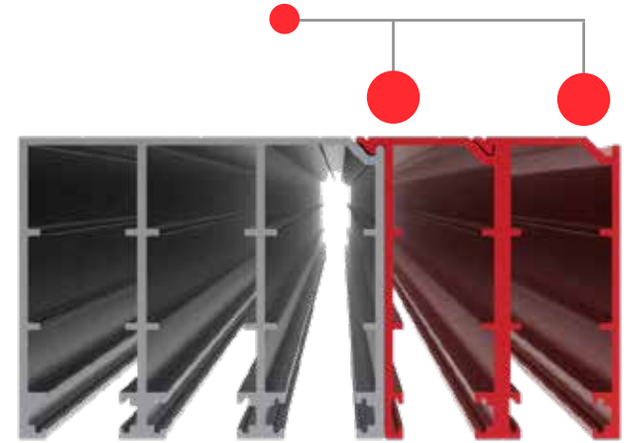

Bottom track with an additional extension.

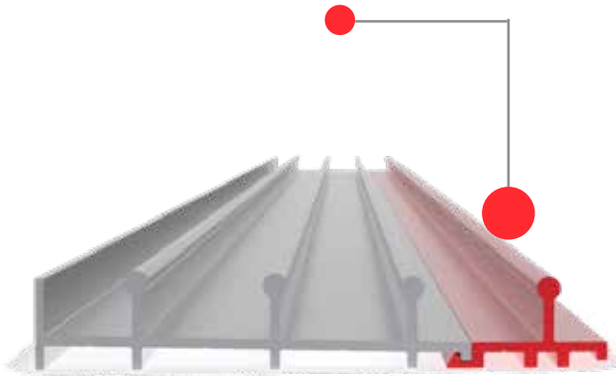

Bottom track with two extensions.

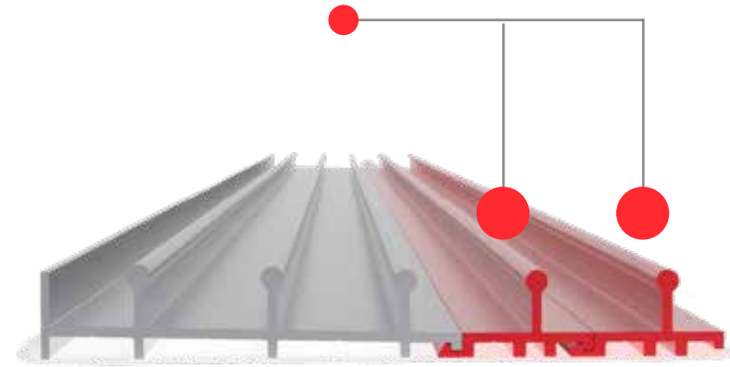

GLASS CUSTOMISATION OPTIONS:

- Solar control glass.
- Etched/patterned glass.
- Tinted glass using either a polyvinyl butyral or exterior layer with or without solar control or reflection properties.

Depending on the height of the system, 8, 10 or 12 mm tempered or laminated glass can be used.

CLAROFLEX® SLIDE SYSTEM CUSTOMISATION

The system can be tailored and adapted to match the existing structure.



ANODISED

We have a wide range of anodised colours, with the possibility of supplying matte, gloss and high gloss finishes.

The standard thickness of this coat is 15 - 20 microns.

POWDER COATING

You can choose from any colour in the international RAL catalogue.

CLAROFLEX® SLIDE SYSTEM CUSTOMISATION

WOOD-LIKE FINISHES

Decorative coatings that imitate the design and texture of different types of wood.

SEALS FOR CLAROFLEX® SLIDE SYSTEM

TOP TRACK BRUSH SEAL

To ensure the panels can be moved quietly and prevents the glass from coming into contact with the aluminium.

Black Grey

GLAZING GASKET

It is made of flexible PVC, resistant to high temperature fluctuations. It allows the glass to be fitted in the panel profile without the use of adhesives (for 8 and 10 mm).

Black Grey

CLAROFLEX® SLIDE SYSTEM SEALING STRIPS

«H» SEALING STRIP

Used between panels with the central opening configuration, guaranteeing the watertightness and impermeability of the system.

FLEXIBLE STRIP

Used at the ends of systems as well as in angled sections.

BUBBLE STRIP

Used in conjunction with a security lock in side-opening configurations.

BRUSH SEALING STRIP

Clear drag strips that can be installed between panels to ensure smooth and silent movements.

The material used is the same as our Ultra Clear drag strips, choose between two brush seal colours or a flexible lip to customize these drag strips.

ALUMINIUM DRAG STRIP

Aluminium drag strips that can be installed between panels to ensure a more air and water tight solution and greater structural strength.

This drag strip can be customized to match the colour of the system, it can also be adapted to any glass width and system size.

«H» UC Sealing Strip (Ultra-Clear)

Fin Strip

Aluminium SLIDE strip with transparent fin

«H» Sealing Strip



«h» UC Sealing Strip

Black Brush Sealing Strip

Aluminium SLIDE strip with black brush seal

Flexible Strip



Standard «F» Sealing Strip

Grey Brush Sealing Strip

Aluminium SLIDE strip with grey brush seal

Bubble Strip

CLAROFLEX® SLIDE SYSTEM CONFIGURATIONS

CLAROFLEX® Slide offers unlimited possibilities for panel movement layouts.
Below are several examples of possible system configurations.

SIDE OPENING

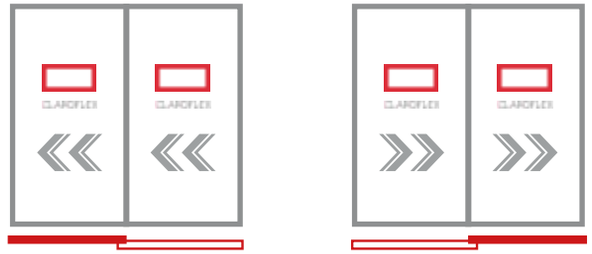

Two-panel system with side opening and left or right movement on two bottom guide rails.

CENTRAL OPENING

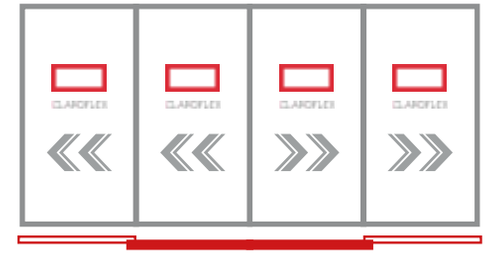

Four-panel system with central opening and movement from the centre to the right and left on two bottom guide rails.

Three-panel system with lateral opening and movement to the left or right on three guide rails.

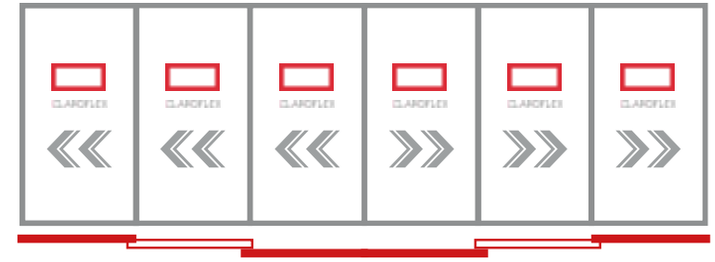

Six-panel system with central opening and movement from the centre to the right and left on three bottom guide rails.

CLAROFLEX® SLIDE SYSTEM CONFIGURATIONS

SIDE OPENING

Four-panel system with side opening to left or right on the three bottom guide rails and an additional extension.

Five-panel system with side opening to left or right on the three bottom guide rails and two additional extensions.

CENTRAL OPENING

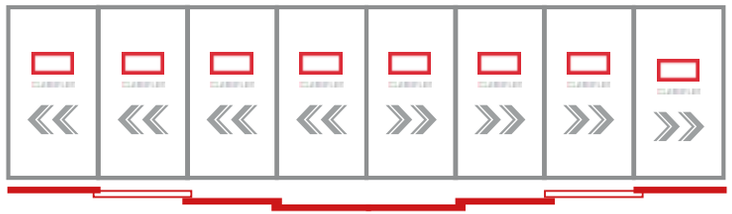

Eight-panel system with central opening and movement from the centre to the right and left on the three bottom guide rails and an additional extension.

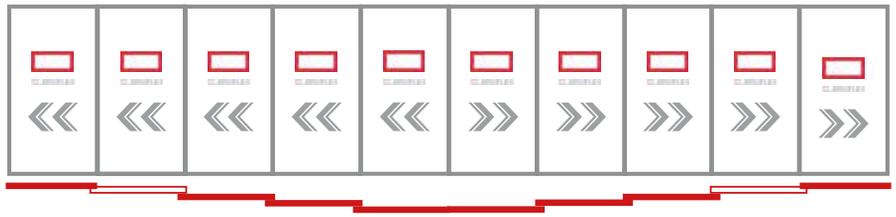

Ten-panel system with central opening and movement from the centre to the right and left on the three bottom guide rails and two additional extensions.

It is not necessary to use a panel stopper when a configuration with opening on both sides is selected.

CLAROFLEX® SLIDE SYSTEM CONFIGURATIONS

It is possible to install the system using a 90° corner joint configuration. It also offers the possibility of using additional rails to increase the number of panels, tailoring the system to any situation.

CLAROFLEX® SLIDE SYSTEM CONFIGURATION



Corner joint systems do not require additional reinforcement with columns, but must have the same number of top and bottom rails.

The sections are joined using on flexible sealing strip and one «h» shaped sealing strip.

SLIDE BOTTOM LATCH

Made of polyamide and stainless steel, it is a standard component of the system which is installed in the panel profile.

The open or closed position of the latch can be easily switched with the tip of the shoe.

Provides additional security by preventing the unwanted opening of the system.

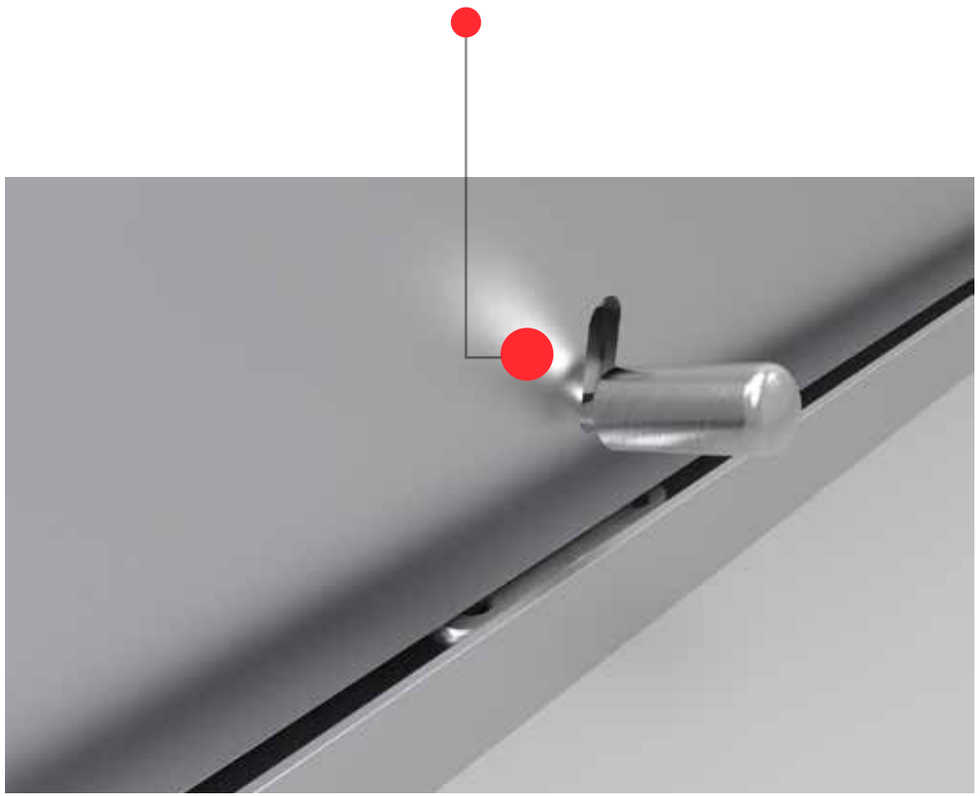

SLIDE STEP-ON LOCK 21

Innovative latch made of ZAMAK with a matte chrome coating and hidden fixing screws, that can be installed at any point along the panel.

This latch is foot activated and matches perfectly with the bottom guide and end caps making for an integrated aesthetic.

ADDITIONAL ACCESSORIES

FLUSH HANDLE

Made of stainless steel, it ensures an easy opening and closing of the system.

To install this type of handle, the glass must be ordered with a hole cut into it.



FLUSH PULL HANDLE

Made of stainless steel, it ensures an easy opening and closing of the system.

This accessory can be installed directly on site using a special adhesive.

GLASS PULL HANDLE

Optical glass pull handle to comfortably open and close the system.

This accessory can be installed directly on site using a special adhesive.



ADDITIONAL SECURITY LOCK TYPES

CLAROFLEX SLIDE SATIN STAINLESS STEEL STANDARD LOCK CRD016

SPECIFICATIONS

Overall dimensions: 150 x 110 x 60 mm.
Finishes: Satin matt stainless steel.
Glass: 10 and 12 mm.
Cylinder lock on both sides: Yes.

FEATURES

- Stainless steel screws.
- Satin matt stainless steel trim covers.
- Lock cylinder on both sides.
- Includes strike plate when used as a side lock.

SPECIFICATIONS

Overall dimensions: 155 x 100 x 62 mm.
Finishes: Anodised aluminium.
Glass: 8 and 10 mm.
Cylinder lock on both sides: Yes.

FEATURES

- Stainless steel screws.
- Anodised aluminium trim covers.
- Lock cylinder on both sides.
- Includes strike plate when used as a side lock.

CLAROFLEX SLIDE ANODISED PREMIUM LOCK CRD062

ADDITIONAL SYSTEM ACCESSORIES



U STRIKE PLATE SLIDE®

It is made of stainless steel and is used for systems with side security locks. This decorative element is installed in the middle of the U profile and can be fully customised according to the colour of the system.

It is recommended for use with the aforementioned security locks.

CLAROFLEX® SCREEN

Our fly-screen is a pleated net that is placed in the exterior of the glazing. It is composed of aluminium profiles and a mechanically folded polyamide net which spreads out when the threads are tightened.

According to the chosen configuration, side or central opening, CLAROFLEX® Screen can either be spread out to a certain number of panels or throughout the entire opening.

Bottom track

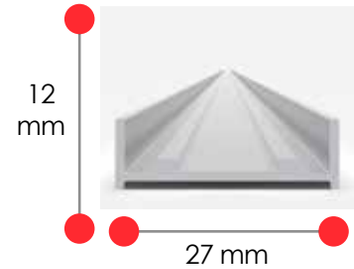

The lowest profile on the market.

Top track



Thread tension adjustment system.



The insect screen profiles are installed parallel to the Slide tracks.

TECHNICAL SPECIFICATIONS:

Maximum wind load: 37.5 kg
Wind load resistance class: 3.

MAXIMUM CONSTRUCTION DIMENSIONS:

Maximum height: 3000 mm.
Maximum width:
up to 4000 mm with side opening.
Up to 8000 mm with central opening.
Maximum net surface: 12 m².

PLEATED NET FEATURES:

Net material: high strength polypropylene.
Thread material: kevlar
Protection class: protects against all types of insects.

CONFIGURATION:

Side opening.
Central opening.

ADDITIONAL SYSTEM ELEMENTS CLAROFLEX® SLIDE

All systems are manufactured according to individual design and are tailored to match existing structures.



L PROFILE

The L-profile with brush provides additional waterproofing and wind resistance.
The profile is installed on both sides of the system, providing a better finished appearance. This profile is not included in the standard kit, as it is only used in certain types of installations.

U PROFILE

The vertical U-profile with brushes can be installed on both ends of the system and provides additional sealing and wind resistance while giving the system a better finished appearance. This profile is included in the standard kit.

ADDITIONAL SYSTEM COMPONENTS



TAMPER-PROOF STOPPER

It provides maximum security to the system by locking the panels in their closed position, preventing them from being lifted and dismantled from the outside.

The component is made of polyamide and stainless steel.

CLAROFLEX® SLIDE MINI SYSTEM CONFIGURATIONS

MINI BOTTOM TRACK

Mini bottom track with a height of 9.8 mm.

It is recommended for use in interiors to divide spaces such as offices, restaurants, etc. The system can be installed in a finished room and has two types of bottom guide trims to enhance its aesthetics.

CLAROFLEX® SLIDE MINI SYSTEM CONFIGURATIONS

SLIDE MINI SUNKEN TRIM

The trim gives the system a more finished look.

It allows the system to be installed at floor level, while concealing the gap between the bottom track and the floor.

Optimal solution for the following floor finishes:

- tiles,
- parquet or laminate,
- wooden floors,
- linoleum or PVC,
- thick carpets.

SLIDE MINI MOUNTED TRIM

The trim gives the system a more finished look and is used as an alternative to embedding the bottom track in the floor.

Optimal solution with the following floor finishes:

- thick carpets,
- thin carpets.

CLAROFLEX® SLIDE MINI SYSTEM CONFIGURATIONS

SUNKEN AND MOUNTED FLOOR TRIMS.

The combined use of the two floor trims allows the system to adapt to different floor levels.



Optimal solution for the following floor finishes:

- tiles,
- parquet or laminate,
- wooden floors,
- linoleum or PVC,
- thick carpets.

WITHOUT TRIMS

Although the trim gives the system a better appearance, it is also possible to install it without it.

Optimal solution with the following floor finishes:

- thick carpets,
- thin carpets.

CLAROFLEX® SLIDE FOR TERRACES

The bottom guide of the system can be completely embedded in the ground to facilitate the passage from the glazed area to the street and vice versa.

CLAROFLEX® SLIDE FOR TERRACES

CLAROFLEX® SLIDE FOR TERRACES

CLAROFLEX® SLIDE FOR TERRACES

CLAROFLEX® SLIDE FOR TERRACES

CLAROFLEX® SLIDE FOR TERRACES

CLAROFLEX® SLIDE FOR TERRACES

CLAROFLEX® SLIDE FOR TERRACES

CLAROFLEX® SLIDE FOR TERRACES

All systems are manufactured according to individual designs and are 100% integrated with the existing structures.

CLAROFLEX® SLIDE FOR TERRACES

CLAROFLEX® SLIDE FOR CAFÉS AND RESTAURANTS

CLAROFLEX® Slide glazing system creates additional seating space for guests in your restaurant.

CLAROFLEX® SLIDE FOR CAFÉS AND RESTAURANTS

CLAROFLEX® SLIDE FOR CAFÉS AND RESTAURANTS

CLAROFLEX® SLIDE FOR CAFÉS AND RESTAURANTS

CLAROFLEX® SLIDE FOR CAFÉS AND RESTAURANTS

CERTIFICATIONS

EU DECLARATION OF CONFORMITY

CE

Manufacturer: Distribuidora de Sistemas de Cierre S.L. Calle Nicolás Redondo, Nave 1 Pol. Industrial El Cerro - Cártama 29570 Málaga - Spain 16

2016

CLAROFLEX® Frameless Glazing Aluminium Systems.

Characteristics:

Resistance to wind load:	CLASS 6
Acoustic insulation:	34 db
Thermal transmittance:	5,6 W/m²K
Air permeability:	CLASS 2
Hazardous Substances:	complies with current regulations.

CERTIFICATIONS

CLAROFLEX®

CE CERTIFICATE OF COMPLIANCE Ed.1

(Under the CE Product Directives of construction 89/106/CEE)

MANUFACTURER: DISTRIBUIDORA DE SISTEMAS DE CIERRE S. L.
Calle Nicolás Redondo, Parcela Nº1
P.I. El Cerro de Cártama
29570 Cártama – Málaga - SPAIN

PRODUCT: FRAMELESS GLAZING SYSTEM.
CLAROFLEX SLIDE SYSTEM

Declares that, the product mentioned, it has been developed and manufactured under regulation of directive 89/106/CEE **PRODUCTS FOR CONSTRUCTION** and complies with the specifications from the appendix of the standards:

UNE EN 12211:2017 Building enclosures and their hardware, as per the following features:

Model – Series	Claroflex Slide
Material	Aluminium
Glazing	10 mm Monolíthic Tempered Glass
Wind Resistance	Class 6
Hazardous Susbtances	Comply with present statutory regulations
Date of test	23/11/2017

Type test made by the Laboratory nº 1668 ENSATEC, S. L.,
Polígono Lentiscares – Avda. Lentiscares, nº 4-6, Navarrete (La Rioja), Spain.

The following standards test have been follow:
- UNE-EN 1932:2014. Resistance to wind loads.
- UNE-EN 13659:2016. Performance requirements included the security.
- UNE-EN 13561:2015. External blinds and awnings. Performance requirements including safety.

DISTRIBUIDORA DE SISTEMAS DE CIERRE, S. L., is only responsible with this Certificate of Compliance for the products provided by our Company, and produced/fabricated under our technical specifications and procedures.

Francisco Javier Oña González

Administrator

Cártama, November 23, 2017

DISTRIBUIDORA DE SISTEMAS DE CIERRE, S.L.
B 93405496

Before you print this document, please check that it is truly necessary. The environment is a thing of all.

EUIPO

Registrado / Registered 24/03/2016

No 014404149

OFICINA DE PROPIEDAD INTELECTUAL DE LA UNIÓN EUROPEA

CERTIFICADO DE REGISTRO

Se expide el presente Certificado de Registro para la Marca de la Unión Europea que se identifica a continuación. Las menciones y las informaciones relativas a tal marca han sido inscritas en el Registro de Marcas de la Unión Europea.

EUROPEAN UNION INTELLECTUAL PROPERTY OFFICE

CERTIFICATE OF REGISTRATION

This Certificate of Registration is hereby issued for the European Union trade mark identified below. The corresponding entries have been recorded in the Register of European Union trade marks.

CLAROFLEX

www.euipo.europa.eu

El Director Ejecutivo / The Executive Director

António Campinos

TECHNICAL TESTS 3 PANELS

ensatec

Documento Nº 244154 Hoja 1 de 7

RESISTENCIA A LAS CARGAS DE VIENTO.

Empresa	**Distribuidora De Sistemas De Cierre, S.L.** **Polígono El Cerro de Cartama.** **C/Nicolas Redondo Pº 1. Cartama. Málaga.**
Producto	**Cerramiento corredero acristalado de tres hojas derecha.**
Modelo	**Serie: Slide.**
Dimensiones, (mm) (Ancho x Alto)	**2400 x 2400**
Material:	**Aluminio**
Acristalamiento	**10 mm Templado monolítico incoloro FLOAT Templado.**
Fecha de Ensayo:	**23.11.2017**

Normas de Ensayo:
UNE-EN 1932:2014. Celosías exteriores y persianas. Resistencia a las cargas de viento. Método de ensayo y criterios de prestaciones.
UNE-EN 13659:2016. Persianas y persianas venecianas exteriores. Requisitos de prestaciones incluida la seguridad.
UNE-EN 13561:2015. Persianas exteriores y toldos. Requisitos de prestaciones incluida la seguridad.

Sección y/o fotografía:



Resistencia a la carga de viento **CLASE 6**

Navarrete a 13 de Diciembre de 2017

GARCIA VIGUERA LUIS - 16537975D
Firmado digitalmente por GARCIA VIGUERA LUIS - 16537975D
Fecha: 2017.12.13 12:05:49 +01'00'

Luis García Viguera
Responsable Técnico

El presente documento extracta y refleja los resultados asociados al informe de ensayo nº 244154.
Para una adecuada identificación de las características del material ensayado y de los resultados obtenidos es imprescindible disponer de la documentación referida.

Polígono Lentiscares. Avda. Lentiscares, nº 4-6 • 26370 Navarrete (La Rioja) • t. 941 250 466 f. 941 253 388 • www.ensatec.com

TECHNICAL TESTS 4 PANELS

ensatec

Documento Nº 244155 Hoja 1 de 7

RESISTENCIA A LAS CARGAS DE VIENTO.

Empresa	**Distribuidora De Sistemas De Cierre, S.L.** **Polígono El Cerro de Cartama.** **C/Nicolas Redondo Pº 1. Cartama. Málaga.**
Producto	**Cerramiento corredero acristalado de cuatro hojas.**
Modelo	**Serie: Slide.**
Dimensiones, (mm) (Ancho x Alto)	**2400 x 2400**
Material:	**Aluminio**
Acristalamiento	**10 mm Templado monolítico incoloro FLOAT Templado.**
Fecha de Ensayo:	**23.11.2017**

Normas de Ensayo:
UNE-EN 1932:2014. Celosías exteriores y persianas. Resistencia a las cargas de viento. Método de ensayo y criterios de prestaciones.
UNE-EN 13659:2016. Persianas y persianas venecianas exteriores. Requisitos de prestaciones incluida la seguridad.
UNE-EN 13561:2015. Persianas exteriores y toldos. Requisitos de prestaciones incluida la seguridad.

Sección y/o fotografía:

Resistencia a la carga de viento **CLASE 6**

Navarrete a 13 de Diciembre de 2017

GARCIA VIGUERA LUIS - 16537975D
Firmado digitalmente por GARCIA VIGUERA LUIS - 16537975D
Fecha: 2017.12.13 12:04:12 +01'00'

Luis García Viguera
Responsable Técnico

El presente documento extracta y refleja los resultados asociados al informe de ensayo nº 244155.
Para una adecuada identificación de las características del material ensayado y de los resultados obtenidos es imprescindible disponer de la documentación referida.

Polígono Lentiscares. Avda. Lentiscares, nº 4-6 • 26370 Navarrete (La Rioja) • t. 941 250 466 f. 941 253 388 • www.ensatec.com

CLAROFLEX

CLAROFLEX®

C/ JOSÉ CALDERÓN, PARCELA 350, NAVE S/N, APDO. CORREOS 30, 29590, MÁLAGA

info@claroflex.com www.claroflex.com